



2022 ENVIRONMENT / SOCIAL REPORT



THE WORLD'S MOST *Approachable* BIKE SHOPS

WASTEFREE SOFT PLASTICS RECYCLING PROJECT

- Anticipated to increase recycled waste to 70% of all waste!
- Live in NSW, QLD, SA, & VIC

GREEN TEAM

- 11263.2 Kms ridden
- 1167 rides
- 3800 Kg of Co2 emissions saved

DISMANTLE

- 160 Bikes donated to Dismantle in WA



99 DELIVERY RECYCLING

28,000 kg of tubes and tyres recycled to date

Tyres	Tubes	Wheels	Frames	Forks	Metal Bins
23560	41345	620	57	167	55

99 BIKES STAFF RIDE TO WORK

284,999 Kms ridden



SOLAR

SOLAR ARRAYS INSTALLED IN FY 21-22 = 2

Bondi
Stanmore

SOLAR ARRAY GOAL FOR FY 22-23 = 8!

Osborne Park
Midland
Springvale
6 new stores
Min. 1 old outstanding store



EARNING TO GIVE FY22

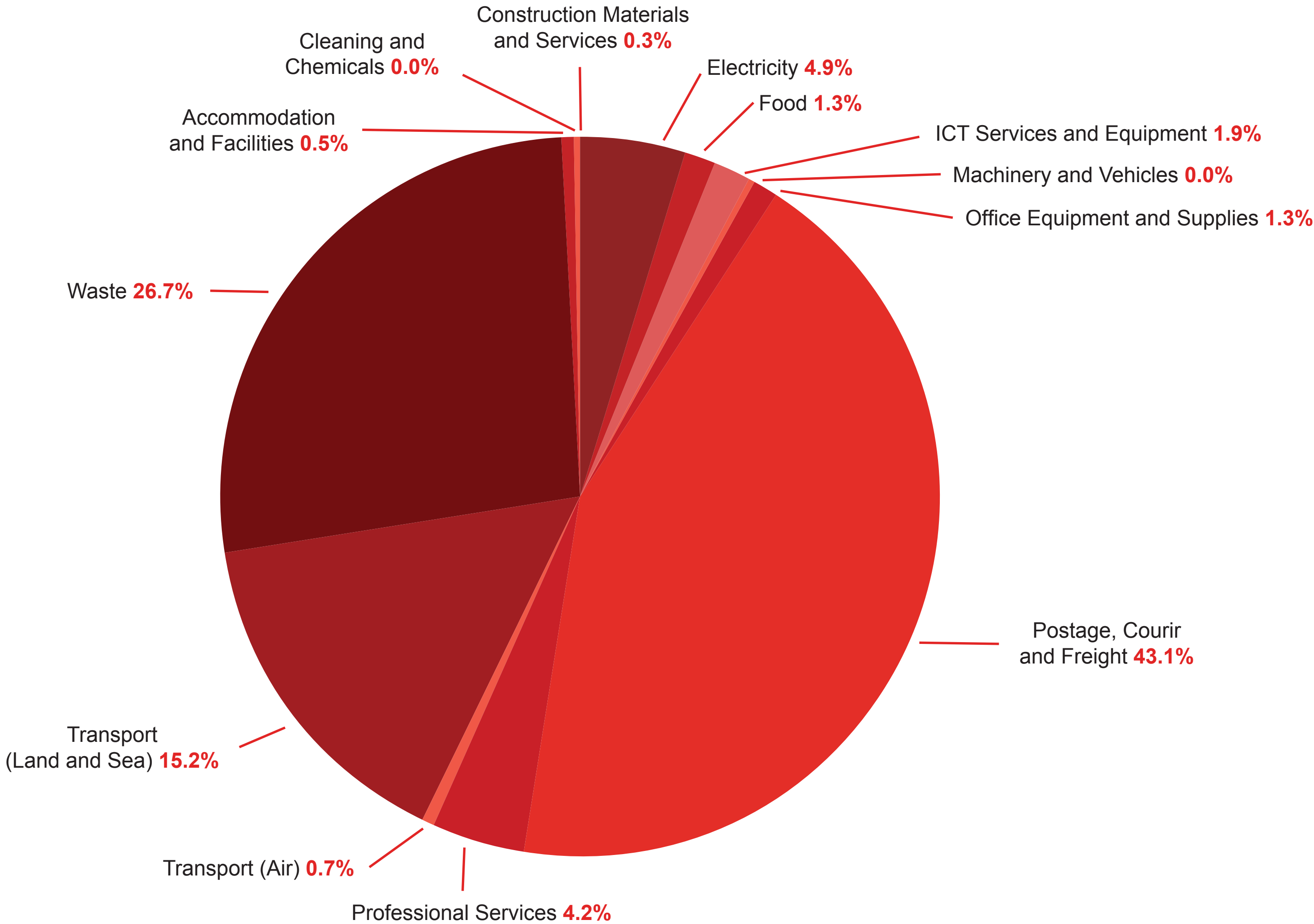
Around \$1.9 million donated by the Pedal Group since 2016

2016 Donations	\$87,801
2017 Donations	\$121,691
2018 Donations	\$195,944
2019 Donations	\$223,013
2020 Donations	\$314,102
2021 Donations	\$451,740
2022 Donations	\$498,948
Total Donations	\$1,893,239




**99 BIKES AUSTRALIA
CARBON INVENTORY**

Scope 1, Scope 2 and Scope 3 Emissions



ELECTRICITY ANALYSIS FOR 99 BIKES AUSTRALIA

Summary of electricity consumption, solar generation consumed and solar generation export

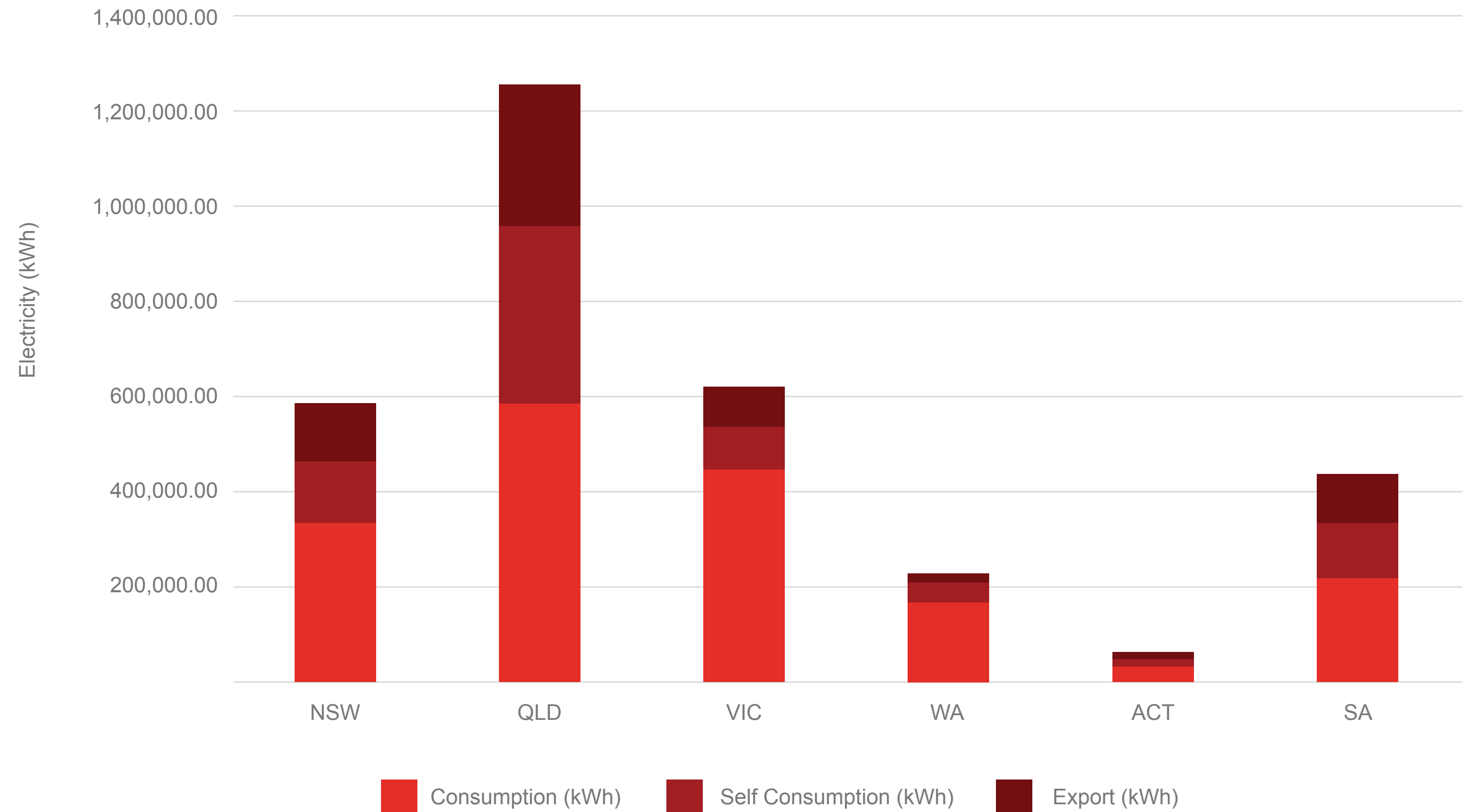


1,803.1 MWh
ELECTRICITY



374.6 tCO₂e
GHG EMISSIONS

energylink
SERVICES

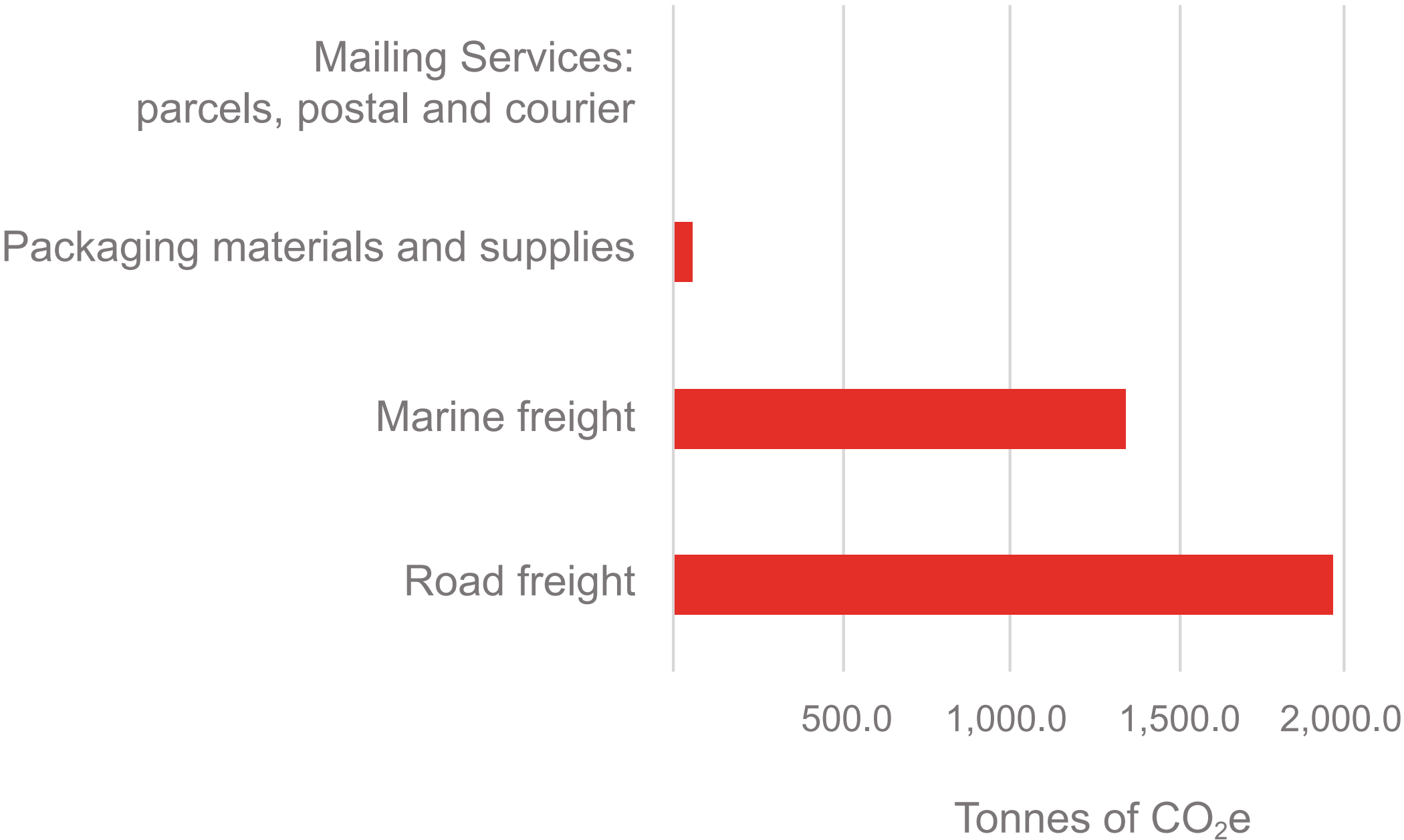


MAJOR SCOPE 3 EMISSIONS

Scope 3 emissions account for 94% of total emissions for 99 Bikes Australia

POSTAGE, COURIERS AND FREIGHT

Transporting of product globally is the highest emissions category for 99 Bikes Australia





THE WORLD'S MOST *Approachable* BIKE SHOPS